

## Transforming a small space into a wine closet with the Ready to Cellar Collection.

Over the years, this wine loving couple had collected a not inconsiderable collection of wine bottles.

But as their stylish, single-story Somerset property had no dedicated wine storage, finding somewhere to stash it all was becoming a major headache. An existing cupboard area was identified that could be

given over to wine storage - the challenge would be to convert it in to a practical and affordable wine space without compromising on quality or design.



*Spiral Cellars*

LONDON

# The options

As the property had been recently renovated, the couple wanted a cellaring solution that didn't involve major building work.

They considered various 'plug and play' solutions including wine fridges and cabinets, but these were discounted on the basis that they wouldn't offer sufficient bottle capacity.

Although wine racking ticked both the affordability and practicality boxes, even after extensive research, the pair were unable to find an off-the-shelf product with the sophisticated look needed for it to harmonise with the overall aesthetic of the property.



# The solution

Seeking inspiration, the couple visited the Spiral Cellars website where they discovered the Ready to Cellar Collection.

The modular cellaring system instantly stood out - not only was it an affordable and highly flexible solution to their problem, but because it was a Spiral Cellars designed system, they knew that the component pieces would have that high level of finish they were after.



# The process



1.



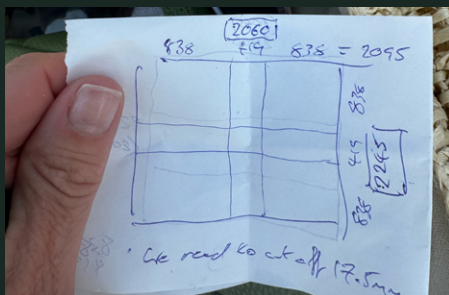
The clients downloaded a Ready to Cellar catalogue in which the weight and dimensions of each piece within the Collection were specified.

2.

Having measured the size of the available space, they were able to use this information to independently design their dream wine storage arrangement.



3.



The client submitted their rough design together with room dimensions for us to sense check and tweak.

The final design was a 220 bottle capacity enclosed wine closet, created by using a mix of dark stained oak and textured steel panels (9 in total), set with steel bottle pegs and arranged in column formation.

Upon ordering, the items were swiftly delivered to the customer who had arranged for a local builder to install them using the instructions supplied.

4.



To complete the project, a local company sourced and fitted a set of light framed folding doors. The end result was a crisp, sharp and impressive looking wine storage and display feature, that the client assures us is the envy of their friends.

To find out more about our products and services, please visit our website or contact our Customer Adviser team.

020 3815 3329  
[info@spiralcellars.com](mailto:info@spiralcellars.com)  
[spiralcellars.com](http://spiralcellars.com)